

This is the ASP default view

## Ryders Hayes School (URN: 136619)

### Key stage 2

This is provisional data for 2017/18. Any amendments made to this school's data will be reflected when we re-publish the data in a few months. National and local authority benchmarks may also change. Until these changes take effect, you may see differences between data on ASP and Compare school and college performance.

## Progress in reading, writing and maths

### Reading

Number of pupils = 58

Pupils with adjusted scores = 0

**Average 0.46**

Confidence interval  
-1.0 to 2.0

### Writing

Number of pupils = 58

Pupils with adjusted scores = 0

**Average 0.34**

Confidence interval  
-1.2 to 1.8

### Maths

Number of pupils = 58

Pupils with adjusted scores = 0

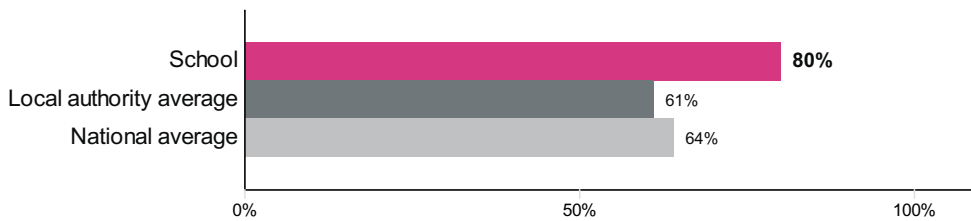
**Above average 1.91**

Confidence interval  
0.5 to 3.3

## Reading, writing and maths combined

### Percentage of pupils achieving the expected standard or higher

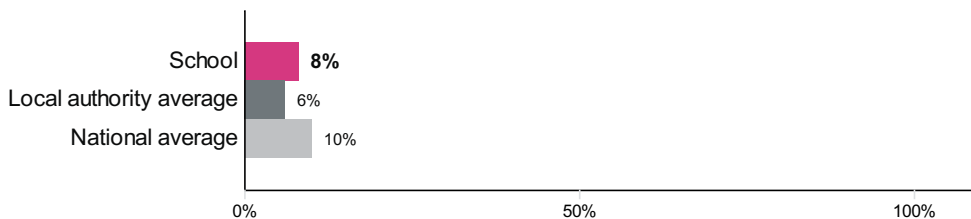
Number of pupils = 59



Percentage achieving the expected standard or higher

### Percentage of pupils achieving the higher standard

Number of pupils = 59

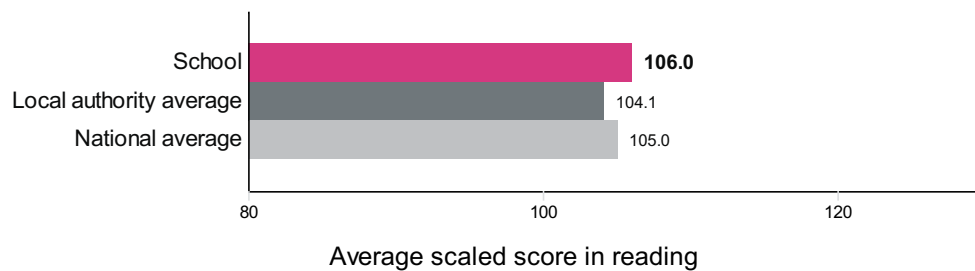


Percentage achieving the higher standard

# Average scaled score in:

## Reading

Number of pupils = 59



## Maths

Number of pupils = 59

